

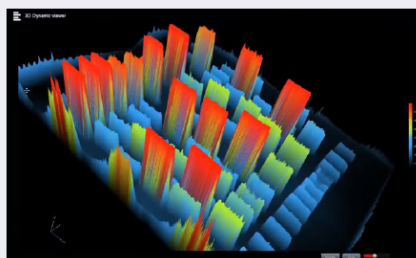
UVITEC ALLIANCE Q9 IMAGING SYSTEM

FREE DEMO

UVITEC
CAMBRIDGE 

Chemiluminescence and Fluorescence Imaging

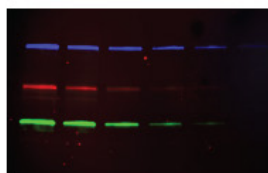
- Pre-calibrated optics
- Up to 18-megapixel resolution
- f/0.80 custom lens
- -60°C regulated cooling
- 7 position filter wheel
- Unlimited software users
- 65,535 grey levels
- Stainless steel dark room



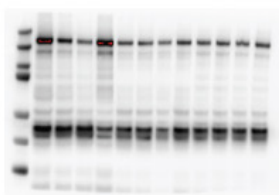
Live 3-D Capture Mode




Applications *(Actual Images Taken With Alliance Q9)*




Epi Fluorescence
Western Blot Multiplex



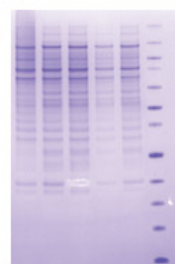
ECL Western
Blot



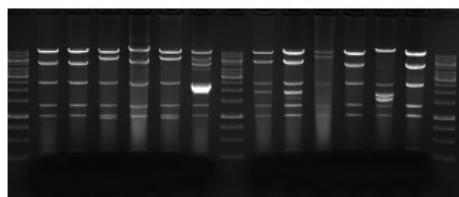
Epi Fluorescence IR / NIR
Western Blot



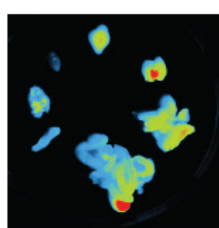
Bio-luminescence



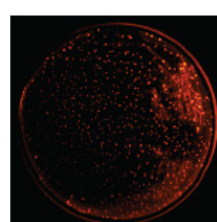
White Light PAGE




UV / Blue Light Trans
Fluorescence Nucleic Acid



Epi Fluorescence Ex Vivo
Multiplex



Colony Counting



Cherenkov Radiation

Click on Image Below to Explore the Uvitec Range

**BOOK A
FREE DEMO**



PROUD DISTRIBUTOR OF
Clontech **TaKaRa** cellartis



AssayGenie 

mirus bio



scientific

1800 007 900 | info@scientific.com.au | scientific.com.au