

MACHEREY-NAGEL

# Clean-up and size selection for NGS library preps

Bioanalysis



## NucleoMag<sup>®</sup> NGS Clean-up and Size Select

- Efficient clean-up of NGS library preparation reactions
- Tunable size selection
- Scalable magnetic bead technology

**scientifix**

PO Box 662 South Yarra  
VIC 3141 Australia

[www.scientifix.com.au](http://www.scientifix.com.au)

Free call: 1800 007 900  
T: +61(0)3 8540 5900  
F: +61(0)3 9543 7827  
E: [info@scientifix.com.au](mailto:info@scientifix.com.au)

**MACHEREY-NAGEL**

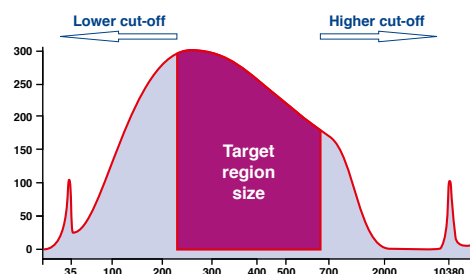

[www.mn-net.com](http://www.mn-net.com)



# NucleoMag® NGS Clean-up and Size Select

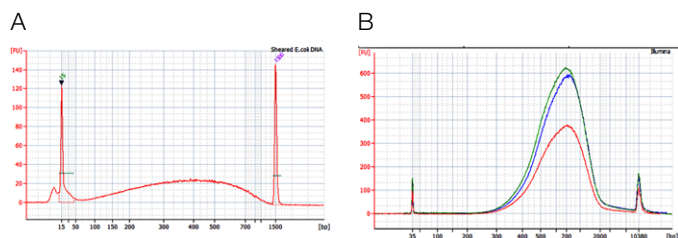
## High recoveries in NGS library preparation

Most sequencing platforms for library preparations require enzymatic reaction clean-up and fragment size selection. NucleoMag® NGS Clean-up and Size Select enables clean-up reactions, as well as a single or double side size selection, to recover the fragment lengths which are needed in your specific application. The magnetic beads in the kit are present in binding buffer and just have to be diluted to tune the required fragment size. The dilution ratio is similar to competitive beads in the market. This allows the NucleoMag® NGS Clean-up and Size Select kit to be used with your current protocols without the need to make any changes.



### Size selection of fragment mix

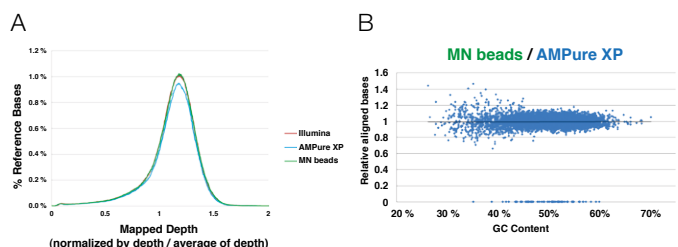
For single side size selection (left or right), the sample is mixed with the beads in predetermined ratios for the desired exclusion of smaller or larger sized fragments. For the double sized size selection, two binding steps are performed to exclude larger fragments above the cut-off and smaller fragments below the lower cut-off.



### Fragment size analysis of prepared NGS libraries

NGS libraries were prepared using Truseq™ DNA PCR Free kit and Illumina (red), AMPure® XP (blue) and NucleoMag® NGS Clean-up and Size Select (green) for clean-up and size selection steps. (A) Input DNA, 1 µg sheared *E. coli* DNA. (B) Size distribution of DNA Fragments after library preparation as input for sequencing, the expected fragment size is 650 bp (insert + adapters).

Data kindly provided by TAKARA BIO INC.



### Sequencing analysis

In order to compare the sequencing performance after library preparation generation with different clean-up and size selection products, the distribution of genome sequence coverage (depth of genome base coverage) and effect on GC content on sequence coverage was tested. (A) No difference in mapped depth of genome base coverage. The depth is constant indicates low bias. (B) Horizontal plot pattern of MN beads against Agencourt beads. After the summary of aligned read bases within a 0.5 kb genome region, the two samples have been normalized / matched resulting in a horizontally pattern showing the similarity of the two samples.

Data kindly provided by TAKARA BIO INC.

## Ordering information

| Product   | Volume | REF        |
|---|--------|------------|
| NucleoMag® NGS Clean-up and Size Select Clean-up and size selection in NGS library preparations | 5 mL   | 744970.5   |
|   | 50 mL  | 744970.50  |
|   | 500 mL | 744970.500 |

Trademarks: NucleoMag® (MACHERY-NAGEL), AmPure® (Agencourt), Truseq™ (illumina)

www.mn-net.com

**MACHERY-NAGEL**



MACHERY-NAGEL GmbH & Co. KG · Neumann-Neander-Str. 6-8 · 52355 Düren · Germany

DE / International:

Tel.: +49 24 21 969-0

Fax: +49 24 21 969-199

E-mail: info@mn-net.com

CH:

Tel.: +41 62 388 55 00

Fax: +41 62 388 55 05

E-mail: sales-ch@mn-net.com

FR:

Tel.: +33 388 68 22 68

Fax: +33 388 51 76 88

E-mail: sales-fr@mn-net.com

US:

Tel.: +1 484 821 0984

Fax: +1 484 821 1272

E-mail: sales-us@mn-net.com

