




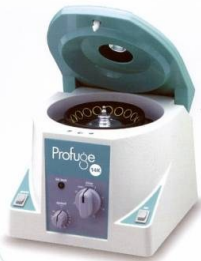

# Scientifix are your Centrifuge Specialists

**No other company offers as wide a range**  
 Simple QC & teaching systems through to the  
 ultimate in research instruments

**Contact Scientifix for a competitive quote and specialist advice**

Type: MICRO / SPIN DOWN		Type: MINI / NUCLEIC ACID PRECIPITATION	
			
<b>Brand</b>	DYNAMICA	<b>Brand</b>	DYNAMICA
<b>Model</b>	Velocity 6µ	<b>Model</b>	Velocity 15µ
<b>Speed (RPM)</b>	6,000 (fixed)	<b>Speed (RPM)</b>	15,000 (variable)
<b>RCF (x g)</b>	2,910 (fixed)	<b>RCF (x g)</b>	21,380 (variable)
<b>Capacity 1</b>	8 x 1.5 / 2 mL tubes	<b>Capacity 1</b>	24 x 1.5 / 2 mL tubes
<b>Capacity 2</b>	16 x 0.2 mL PCR tubes / strips	<b>Capacity 2</b>	32 x 0.2 mL PCR tubes / strips
<b>Type</b>	Bench	<b>Type</b>	Bench
<b>Refrigeration</b>	No	<b>Refrigeration</b>	No

### Type: MINI / NUCLEIC ACID PRECIPITATION Cont.

			
<b>Brand</b>	DYNAMICA	PROFUGE	PROFUGE
<b>Model</b>	Velocity 13µ	14K	14D
<b>Speed (RPM)</b>	13,500 (variable)	14,000 (variable)	13,300 (variable)
<b>RCF (x g)</b>	12,300 (variable)	16,000 (variable)	16,300 (variable)
<b>Capacity 1</b>	12 x 1.5 / 2 mL tubes	18 x 1.5 / 2 mL tubes	24 x 1.5 / 2 mL tubes
<b>Capacity 2</b>	32 x 0.2 mL PCR tubes / strips	18 x 0.2 or 0.5 mL tubes	24 x 0.2 or 0.5 mL tubes
<b>Type</b>	Bench	Bench	Bench
<b>Refrigeration</b>	No	No	No

**Type: VERSATILE HIGH SPEED**



<b>Brand</b>	HITACHI	HITACHI
<b>Model</b>	CT15E	CT15RE
<b>Speed (RPM)</b>	15,000 (variable)	15,000 (variable)
<b>RCF (x g)</b>	21,500 (variable)	21,500 (variable)
<b>Capacity 1</b>	24 x 1.5 / 2 mL tubes	24 x 1.5 / 2 mL tubes
<b>Capacity 2</b>	32 x 0.2 mL PCR tubes / strips	32 x 0.2 mL PCR tubes / strips
<b>Type</b>	Bench	Bench
<b>Refrigeration</b>	No	Yes



<b>Brand</b>	DYNAMICA	DYNAMICA
<b>Model</b>	Velocity 14	Velocity 14R
<b>Speed (RPM)</b>	14,000 (variable)	14,000 (variable)
<b>RCF (x g)</b>	18,728 (variable)	18,728 (variable)
<b>Capacity 1</b>	24 x 1.5 / 2 mL tubes	24 x 1.5 / 2 mL tubes
<b>Capacity 2</b>	4 x 50 mL conical tubes	4 x 50 mL conical tubes
<b>Type</b>	Bench	Bench
<b>Refrigeration</b>	No	Yes



<b>Brand</b>	DYNAMICA	TECHCOMP
<b>Model</b>	V18R	CT15RT
<b>Speed (RPM)</b>	18,000 (variable)	15,000 (variable)
<b>RCF (x g)</b>	27,070 (variable)	23,300 (variable)
<b>Capacity 1</b>	4 x 50 mL conical tubes	4 x 50 mL conical tubes
<b>Capacity 2</b>	24 x 1.5 / 2 mL tubes	24 x 1.5 / 2 mL tubes
<b>Type</b>	Bench	Bench
<b>Refrigeration</b>	Yes	Yes

**Type: VERSATILE HIGH CAPACITY**



<b>Brand</b>	ELMI	HITACHI	HITACHI
<b>Model</b>	CM-6MT	CT6E	CT6EL
<b>Speed (RPM)</b>	3,500 (variable)	6,000 (variable)	6,000 (variable)
<b>RCF (x g)</b>	2,300 (variable)	4,770 (variable)	4,770 (variable)
<b>Capacity 1</b>	4 x 50 ml Falcon tubes	4 x 50 mL conical tubes	8 x 50 mL conical tubes
<b>Capacity 2</b>	2 x 96 well microplates	4 x 96 well microplates	16 x 96 well microplates
<b>Type</b>	Bench	Bench	Bench
<b>Refrigeration</b>	No	No	No



<b>Brand</b>	FROILABO	FROILABO	FROILABO
<b>Model</b>	SW9	SW9R	SW9RH
<b>Speed (RPM)</b>	7,700 (variable)	7,700 (variable)	7,700 (variable)
<b>RCF (x g)</b>	9,200 (variable)	9,200 (variable)	9,200 (variable)
<b>Capacity 1</b>	8 x 50 mL conical tubes	8 x 50 mL conical tubes	8 x 50 mL conical tubes
<b>Capacity 2</b>	4 x 96 well microplates	4 x 96 well microplates	4 x 96 well microplates
<b>Type</b>	Bench	Bench	Floor Standing
<b>Refrigeration</b>	No	Yes	Yes



<b>Brand</b>	FROILABO	FROILABO	FROILABO
<b>Model</b>	SW12	SW12R	SW12RH
<b>Speed (RPM)</b>	7,700 (variable)	7,700 (variable)	7,700 (variable)
<b>RCF (x g)</b>	9,200 (variable)	9,200 (variable)	9,200 (variable)
<b>Capacity 1</b>	16 x 50 mL conical tubes	16 x 50 mL conical tubes	16 x 50 mL conical tubes
<b>Capacity 2</b>	8 x 96 well microplates	8 x 96 well microplates	8 x 96 well microplates
<b>Type</b>	Bench	Bench	Floor Standing
<b>Refrigeration</b>	No	Yes	Yes

Type: VERSATILE HIGH CAPACITY Cont.



<b>Brand</b>	FROILABO	FROILABO	DYNAMICA
<b>Model</b>	SW20RH	SW20RHS	V10R
<b>Speed (RPM)</b>	7,000 (variable)	7,000 (variable)	10,000 (variable)
<b>RCF (x g)</b>	9,200 (variable)	9,200 (variable)	12,740 (variable)
<b>Capacity 1</b>	6 x 1,000 mL bottles	6 x 2,010 mL conical tubes	32 x 50 mL conical tubes
<b>Capacity 2</b>		12 x 600 mL blood bags	4 x 750 mL bottles
<b>Type</b>	Floor Standing	Floor Standing	Bench
<b>Refrigeration</b>	Yes	Yes	Yes



<b>Brand</b>	HITACHI	HITACHI	HITACHI
<b>Model</b>	CF15RXII	CF16RXII	CF9RX
<b>Speed (RPM)</b>	15,000 (variable)	16,000 (variable)	9,000 (variable)
<b>RCF (x g)</b>	22,200 (variable)	22,200 (variable)	10,600 (variable)
<b>Capacity 1</b>	4 x 50 mL conical tubes	8 x 50 mL conical tubes	8 x 50 mL conical tubes
<b>Capacity 2</b>	36 x 1.5 / 2 mL tubes	12 x 96 well microplates	4 x 500 mL bottles
<b>Type</b>	Floor standing	Floor standing	Floor standing
<b>Refrigeration</b>	Yes	Yes	Yes



<b>Brand</b>	HITACHI
<b>Model</b>	CF12RX
<b>Speed (RPM)</b>	12,000 (variable)
<b>RCF (x g)</b>	16,100 (variable)
<b>Capacity 1</b>	8 x 50 mL conical tubes
<b>Capacity 2</b>	48 x 1.5 / 2 mL tubes
<b>Type</b>	Floor standing
<b>Refrigeration</b>	Yes

**Type: HIGH CAPACITY / HIGH SPEED**



<b>Brand</b>	HITACHI	HITACHI	HITACHI
<b>Model</b>	CR21GIII	CR22GIII	CR7
<b>Speed (RPM)</b>	21,000 (variable)	22,000 (variable)	7,000 (variable)
<b>RCF (x g)</b>	50,300 (variable)	55,200 (variable)	11,100 (variable)
<b>Capacity 1</b>	8 x 50 mL conical tubes	30 x 1.5 / 2 mL tubes	6 x 1,000 mL bottles
<b>Capacity 2</b>	4 x 1,000 mL bottles	4 x 1,000 mL bottles	12 x 400 mL blood bags
<b>Type</b>	Floor standing	Floor standing	Floor standing
<b>Refrigeration</b>	Yes	Yes	Yes



<b>Brand</b>	HITACHI	DYNAMICA
<b>Model</b>	CR22N	Velocity 30R
<b>Speed (RPM)</b>	22,000 (variable)	30,000 (variable)
<b>RCF (x g)</b>	55,200 (variable)	65,390 (variable)
<b>Capacity 1</b>	6 x 1000 ml bottles	6 x 250 ml bottles
<b>Capacity 2</b>	30 x 1.5/2ml tubes	12 x 50 ml Falcon tubes
<b>Type</b>	Floor Standing	Bench
<b>Refrigeration</b>	Yes	Yes

**Type: BLOOD WASHING**



<b>Brand</b>	HITACHI
<b>Model</b>	MC450
<b>Speed (RPM)</b>	1,200 / 3,000
<b>RCF (x g)</b>	190 / 1,180
<b>Capacity 1</b>	24 x blood tubes
<b>Capacity 2</b>	N/A
<b>Type</b>	Bench
<b>Refrigeration</b>	No



**Type: ULTRA HIGH SPEED**



<b>Brand</b>	HITACHI	HITACHI	HITACHI
<b>Model</b>	CP100WX	CP90WX	CP80WX
<b>Speed (RPM)</b>	100,000 (variable)	90,000 (variable)	80,000 (variable)
<b>RCF (x g)</b>	803,000 (variable)	700,000 (variable)	615,000 (variable)
<b>Capacity 1</b>	6 x 230 mL tubes	6 x 230 mL tubes	6 x 230 mL tubes
<b>Capacity 2</b>	72 x 0.23 mL tubes	72 x 0.23 mL tubes	72 x 0.23 mL tubes
<b>Type</b>	Floor standing	Floor standing	Floor standing
<b>Refrigeration</b>	Yes	Yes	Yes



<b>Brand</b>	HITACHI	HITACHI	HITACHI
<b>Model</b>	CP70ME	CS120GXII	CS150GXII
<b>Speed (RPM)</b>	70,000 (variable)	120,000 (variable)	150,000 (variable)
<b>RCF (x g)</b>	505,000 (variable)	771,000 (variable)	1,050,000 (variable)
<b>Capacity 1</b>	6 x 230 mL tubes	6 x 25 mL tubes	6 x 25 mL tubes
<b>Capacity 2</b>	72 x 0.23 mL tubes	20 x 0.23 mL tubes	20 x 0.23 mL tubes
<b>Type</b>	Floor standing	Floor standing	Floor standing
<b>Refrigeration</b>	Yes	Yes	Yes



<b>Brand</b>	HITACHI	HITACHI	HITACHI
<b>Model</b>	CS150NX	CC40NX	CC40S
<b>Speed (RPM)</b>	150,000 (variable)	40,000 (variable)	40,000 (variable)
<b>RCF (x g)</b>	1,050,000 (variable)	118,000 (variable)	118,000 (variable)
<b>Capacity 1</b>	6 x 25 mL tubes	8 litres batch centrifugation	1.6 litres batch centrifugation
<b>Capacity 2</b>	20 x 0.23 mL tubes	7.7 litres continuous flow	
<b>Type</b>	Bench	Floor standing	Floor standing
<b>Refrigeration</b>	Yes	Yes	Yes