




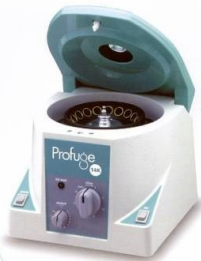

Scientifix are your Centrifuge Specialists

No other company offers as wide a range
 Simple QC & teaching systems through to the
 ultimate in research instruments

Contact Scientifix for a competitive quote and specialist advice

Type: MICRO / SPIN DOWN		Type: MINI / NUCLEIC ACID PRECIPITATION	
			
Brand	DYNAMICA	Brand	DYNAMICA
Model	Velocity 6µ	Model	Velocity 15µ
Speed (RPM)	6,000 (fixed)	Speed (RPM)	15,000 (variable)
RCF (x g)	2,910 (fixed)	RCF (x g)	21,380 (variable)
Capacity 1	8 x 1.5 / 2 mL tubes	Capacity 1	24 x 1.5 / 2 mL tubes
Capacity 2	16 x 0.2 mL PCR tubes / strips	Capacity 2	32 x 0.2 mL PCR tubes / strips
Type	Bench	Type	Bench
Refrigeration	No	Refrigeration	No

Type: MINI / NUCLEIC ACID PRECIPITATION Cont.

			
Brand	DYNAMICA	PROFUGE	PROFUGE
Model	Velocity 13µ	14K	14D
Speed (RPM)	13,500 (variable)	14,000 (variable)	13,300 (variable)
RCF (x g)	12,300 (variable)	16,000 (variable)	16,300 (variable)
Capacity 1	12 x 1.5 / 2 mL tubes	18 x 1.5 / 2 mL tubes	24 x 1.5 / 2 mL tubes
Capacity 2	32 x 0.2 mL PCR tubes / strips	18 x 0.2 or 0.5 mL tubes	24 x 0.2 or 0.5 mL tubes
Type	Bench	Bench	Bench
Refrigeration	No	No	No

Type: VERSATILE HIGH SPEED



Brand	HITACHI	HITACHI
Model	CT15E	CT15RE
Speed (RPM)	15,000 (variable)	15,000 (variable)
RCF (x g)	21,500 (variable)	21,500 (variable)
Capacity 1	24 x 1.5 / 2 mL tubes	24 x 1.5 / 2 mL tubes
Capacity 2	32 x 0.2 mL PCR tubes / strips	32 x 0.2 mL PCR tubes / strips
Type	Bench	Bench
Refrigeration	No	Yes



Brand	DYNAMICA	DYNAMICA
Model	Velocity 14	Velocity 14R
Speed (RPM)	14,000 (variable)	14,000 (variable)
RCF (x g)	18,728 (variable)	18,728 (variable)
Capacity 1	24 x 1.5 / 2 mL tubes	24 x 1.5 / 2 mL tubes
Capacity 2	4 x 50 mL conical tubes	4 x 50 mL conical tubes
Type	Bench	Bench
Refrigeration	No	Yes



Brand	DYNAMICA	TECHCOMP
Model	V18R	CT15RT
Speed (RPM)	18,000 (variable)	15,000 (variable)
RCF (x g)	27,070 (variable)	23,300 (variable)
Capacity 1	4 x 50 mL conical tubes	4 x 50 mL conical tubes
Capacity 2	24 x 1.5 / 2 mL tubes	24 x 1.5 / 2 mL tubes
Type	Bench	Bench
Refrigeration	Yes	Yes

Type: VERSATILE HIGH CAPACITY



Brand	ELMI	HITACHI	HITACHI
Model	CM-6MT	CT6E	CT6EL
Speed (RPM)	3,500 (variable)	6,000 (variable)	6,000 (variable)
RCF (x g)	2,300 (variable)	4,770 (variable)	4,770 (variable)
Capacity 1	4 x 50 ml Falcon tubes	4 x 50 mL conical tubes	8 x 50 mL conical tubes
Capacity 2	2 x 96 well microplates	4 x 96 well microplates	16 x 96 well microplates
Type	Bench	Bench	Bench
Refrigeration	No	No	No



Brand	HITACHI	HITACHI	DYNAMICA
Model	CF15RXII	CF16RXII	V10R
Speed (RPM)	15,000 (variable)	16,000 (variable)	10,000 (variable)
RCF (x g)	22,200 (variable)	22,200 (variable)	12,740 (variable)
Capacity 1	4 x 50 mL conical tubes	8 x 50 mL conical tubes	32 x 50 mL conical tubes
Capacity 2	36 x 1.5 / 2 mL tubes	12 x 96 well microplates	4 x 750 mL bottles
Type	Floor standing	Floor standing	Bench
Refrigeration	Yes	Yes	Yes



Brand	HITACHI	HITACHI
Model	CF9RX	CF12RX
Speed (RPM)	9,000 (variable)	12,000 (variable)
RCF (x g)	10,600 (variable)	16,100 (variable)
Capacity 1	8 x 50 mL conical tubes	8 x 50 mL conical tubes
Capacity 2	4 x 500 mL bottles	48 x 1.5 / 2 mL tubes
Type	Floor standing	Floor standing
Refrigeration	Yes	Yes

Type: HIGH CAPACITY / HIGH SPEED



Brand	HITACHI	HITACHI	HITACHI
Model	CR21GIII	CR22GIII	CR7
Speed (RPM)	21,000 (variable)	22,000 (variable)	7,000 (variable)
RCF (x g)	50,300 (variable)	55,200 (variable)	11,100 (variable)
Capacity 1	8 x 50 mL conical tubes	30 x 1.5 / 2 mL tubes	6 x 1,000 mL bottles
Capacity 2	4 x 1,000 mL bottles	4 x 1,000 mL bottles	12 x 400 mL blood bags
Type	Floor standing	Floor standing	Floor standing
Refrigeration	Yes	Yes	Yes



Brand	HITACHI	DYNAMICA
Model	CR22N	Velocity 30R
Speed (RPM)	22,000 (variable)	30,000 (variable)
RCF (x g)	55,200 (variable)	65,390 (variable)
Capacity 1	4 x 1500 ml bottles	6 x 250 ml bottles
Capacity 2	30 x 1.5/2ml tubes	12 x 50 ml Falcon tubes
Type	Floor Standing	Bench
Refrigeration	Yes	Yes

Type: BLOOD WASHING



Brand	HITACHI
Model	MC450
Speed (RPM)	1,200 / 3,000
RCF (x g)	190 / 1,180
Capacity 1	24 x blood tubes
Capacity 2	N/A
Type	Bench
Refrigeration	No

Type: ULTRA HIGH SPEED



Brand	HITACHI	HITACHI	HITACHI
Model	CP100WX	CP90WX	CP80WX
Speed (RPM)	100,000 (variable)	90,000 (variable)	80,000 (variable)
RCF (x g)	803,000 (variable)	700,000 (variable)	615,000 (variable)
Capacity 1	6 x 230 mL tubes	6 x 230 mL tubes	6 x 230 mL tubes
Capacity 2	72 x 0.23 mL tubes	72 x 0.23 mL tubes	72 x 0.23 mL tubes
Type	Floor standing	Floor standing	Floor standing
Refrigeration	Yes	Yes	Yes



Brand	HITACHI	HITACHI	HITACHI
Model	CP70ME	CS120GXII	CS150GXII
Speed (RPM)	70,000 (variable)	120,000 (variable)	150,000 (variable)
RCF (x g)	505,000 (variable)	771,000 (variable)	1,050,000 (variable)
Capacity 1	6 x 230 mL tubes	6 x 25 mL tubes	6 x 25 mL tubes
Capacity 2	72 x 0.23 mL tubes	20 x 0.23 mL tubes	20 x 0.23 mL tubes
Type	Floor standing	Floor standing	Floor standing
Refrigeration	Yes	Yes	Yes



Brand	HITACHI	HITACHI	HITACHI
Model	CS150NX	CC40NX	CC40S
Speed (RPM)	150,000 (variable)	40,000 (variable)	40,000 (variable)
RCF (x g)	1,050,000 (variable)	118,000 (variable)	118,000 (variable)
Capacity 1	6 x 25 mL tubes	8 litres batch centrifugation	1.6 litres batch centrifugation
Capacity 2	20 x 0.23 mL tubes	7.7 litres continuous flow	
Type	Bench	Floor standing	Floor standing
Refrigeration	Yes	Yes	Yes